

tutes@forensicfoundations

Navigation

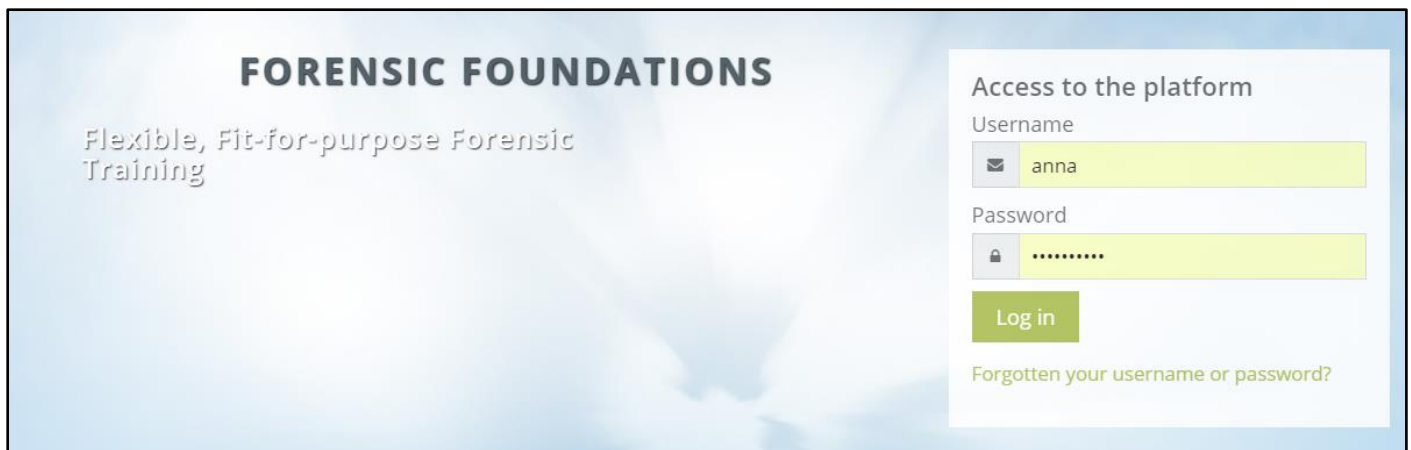
The following instructions will assist you navigating these tutes. We hope that they are comprehensive, but if you find anything we have missed, please let us know and we'll make the update.

If at any time you run into difficulties, please do not hesitate to contact us at support@forensicfoundations.com.au

You have been sent your user name and a password.

The tute's website is tutes.forensicfoundations.com.au

You will need your sound turned on.
Enter your user name and password



FORENSIC FOUNDATIONS

Flexible, Fit-for-purpose Forensic Training

Access to the platform

Username
anna

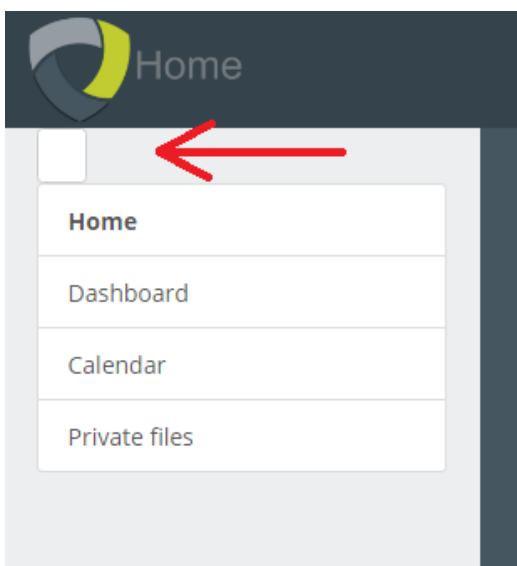
Password
.....

Log in

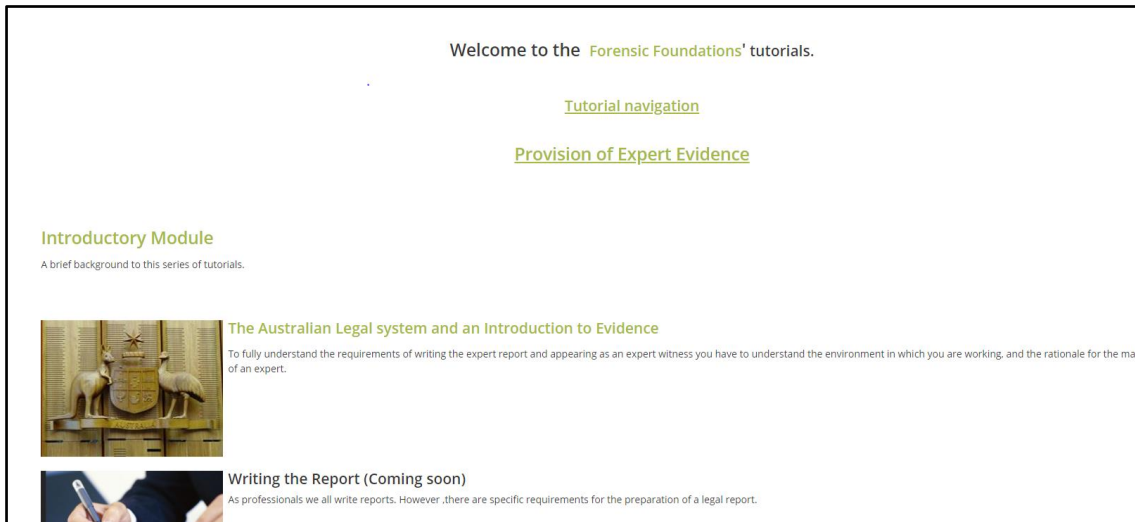
[Forgotten your username or password?](#)

Once you have logged in you will be prompted to change your password.

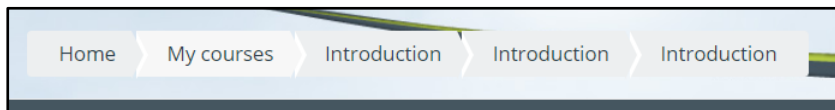
Please also press this small button shown below



The welcome screen looks like this







1. Clicking on **Forensic Foundations'** will take you to the Forensic Foundations' home page.
2. Clicking on **Tutorial navigation** will take you to this document.
3. Clicking on **Provision of Expert Evidence** will take you an explanatory screen.
4. Clicking on **Introductory Module** will take you to the module which lays the foundation for the three tutes in this series. At the end of the module (slide18) click on the home button to return to the welcome screen



5. Clicking on The Australian Legal System and an Introduction to Evidence will open this tute. Each tute comprises of a number of modules and at the end of each module there is a short quiz which allows you to check that you have the gist of the material and you are ready to move onto the next module. The system allows you to go back as many times as you wish, but you can't move forward until you have completed the quiz

NOTE: if pop-ups are disabled on your computer, this module will not 'pop out'. Follow the instructions on the screen should this occur.

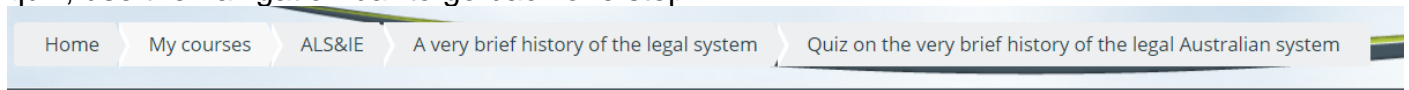
6. When you open the module, there are a number of icons on the screen

-  The glossary can be accessed from each module in the tute
-  Instructions on how to enable pop-ups for this program
-  Module contents.
-  Module quiz

Within a module you can move forwards and backwards using the buttons in the lower right-hand corner. You can start and stop as many times as you wish.

To close the module, use the X in the top right-hand corner of the screen.

To access the quiz, click on the icon and follow the on-screen instructions. If you need to redo the quiz, use the navigation bar to go back one step.



We hope you enjoy these tutes. Remember if you have any issues please contact support@forensicfoundations.com.au